


XL STEP DECK EXTENDABLE



XL 130 Step Deck Extendable

YOUR SOLUTIONS-BASED HAULING PARTNER



XL Extend-A-Trac

PATENTED XL EXTEND-A-TRAC

The XL Extend-A-Trac allows for extending and retracting the trailer without hooking and unhooking air and electrical lines. **6" greaseable rollers** incorporate an oil impregnated bronze bushings to make extending easy.



XL 110 SDE

UNMATCHED VERSATILITY

XL products are designed to fit your needs. Haul taller equipment while avoiding extra permit costs with the **39½" loaded deck height**. The XL Step Deck also comes in 36" and 30" loaded deck height versions.



XL 80 SDE

OIL & GAS OPTIONS

XL Step Deck Extendables are built for use in the oil field. With rollers including **tail rolls, neck rolls, pop-up rollers** and **pick-up eyes** as well as **pin pockets**, XL Step Deck Extendables easily accommodate your oil hauling needs.

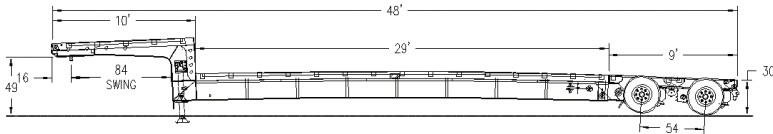
BUILT WITH YOU IN MIND

- 2 speed landing gear
- 6" channel outside rail
- 6.75 x 17.5 pilot mount disc wheels
- 4 beam center frame
- Haul with even more versatility, with the popular 2' option which allows you to extend in 2' increments.
- Multiple air operated extension locks
- 38' deck extends to 62' 10"
- All XL Specialized Trailers' products go through the new, premium paint process. XL paint includes a **full 1 year warranty**.
- Always striving to surpass market standards, all XL Specialized Trailers' products feature a **5 year structural warranty**.

FIND YOUR SPECIALIZED SOLUTION TODAY

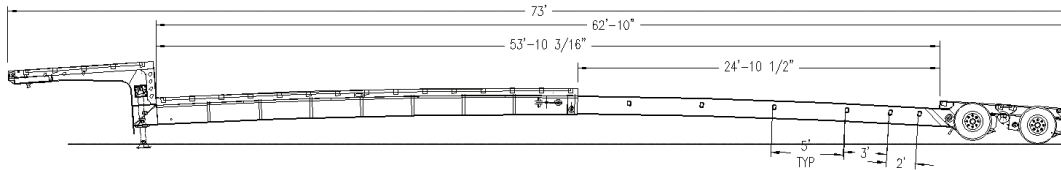
visit xlspecializedtrailer.com

XL STEP DECK EXTENDABLE



XL80 SDE

CAPACITY: 80,000 LB OVERALL CLOSED
CONCENTRATED: 60,000 LB IN 10' CLOSED; CENTER OF DECK
OAL: 48' | OAW: 102"



SPECS

GOOSENECK

10' LONG
49" 5TH WHEEL HEIGHT
84" SWING CLEARANCE
16" KING PIN SETTING
2 SPEED LANDING GEAR -
HANDLE ON CURBSIDE
5/16" X 2" RUB RAIL W/
SINGLE PIPE SPOOLS
STAKE POCKETS ON 24" CENTERS
1 1/8" APITONG DECKING FLUSH
(2) FLAG HOLDERS

AXLES

(2) 25,000 LB NOMINAL
54" SPACING
HUB PILOT, OUTBOARD DRUMS
4S2M ABS - 1 PAIR SPRING BRAKES
16 1/2" X 7" BRAKES

MAIN DECK

38' - 62' 10" LONG
T-I FLANGE, 80K WEB
PATENTED XL EXTEND-A-TRAC
(8) 6" GREASEABLE ROLLERS
30" LOADED DECK HEIGHT
STAKE POCKETS ON 24" CENTERS
5/16" X 2" RUB RAIL W/ SINGLE PIPE SPOOLS
6" MILLED SIDE RAILS
AIR OPERATED LOCK PIN WITH
5 STOPS (2'-3'-5'-5'-5')
4" JR I-BEAM CROSS MEMBERS
ON 14" ALT. CENTERS
1 1/8" APITONG DECKING FLUSH
(2) FLAG HOLDERS

WHEELS AND TIRES

6.75 X 17.5 STEEL RIMS
245 / 70R / 17.5 TIRES

SUSPENSION

25,000 LB AIR RIDE

LIGHTING

D.O.T. APPROVED 12V SEALED
GROTE HARNESS
RUBBER MOUNTED LED LIGHTS
(1) MID-TURN SIGNAL PER SIDE
(2) CLEARANCE LIGHT PER SIDE
7 POLE ELECTRICAL SOCKET
2 TAIL LIGHT PACKAGE WITH
ALUMINUM COVER


PAINT

1 YEAR WARRANTY
BLACK, IH RED, OR NEW CAT YELLOW
AIR & ELECTRIC DONE AFTER PAINT

AVAILABLE MODELS

XL 70 SDE
XL 80 SDE
XL 90 SDE
XL 100 SDE
XL 110 SDE
XL 120 SDE

OPTIONS



Flip neck



Pop-up roller

POPULAR OPTIONS

Rollers for oil field
Additional extension locks
Additional widths and lengths
3rd axle
Flip neck extension
XL Flip Axle/Booster

Raise and lower valve
33", 36" or 40" loaded deck height
Liquid filled air gauge
Manual dump valve
Aluminum mill/polished wheels
Many more available